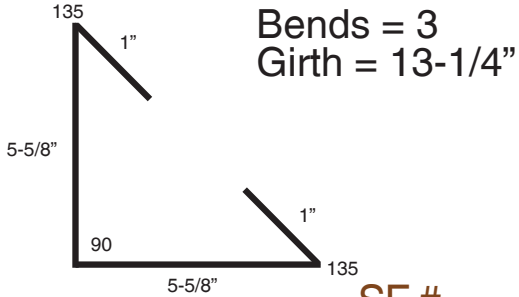
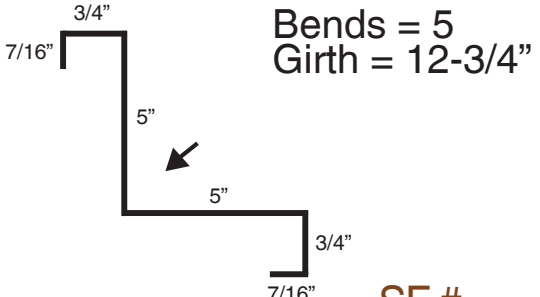
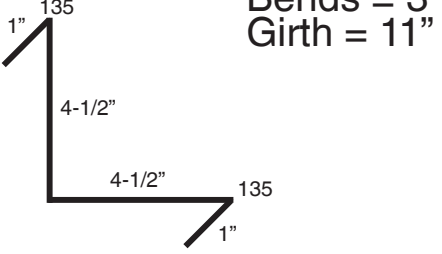
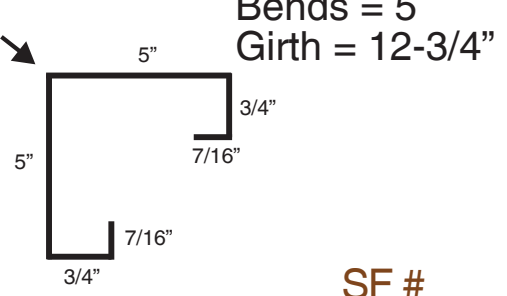
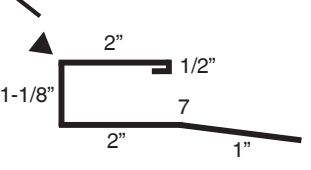
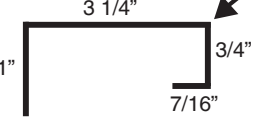


# Board & Batten Flashing

The following trim are designed as a guideline for use with all of our board & batten profile.  
Flashing are produced in various lengths, in any of our stock colours or gauges.

## HIDDEN FASTENER FLASHING: Board & Batten

<p><b>INSIDE CORNER BASE CLEAT</b></p>  <p>Bends = 3 Girth = 13-1/4"</p> <p>SF #</p>	<p><b>INSIDE CORNER CAP</b></p>  <p>Bends = 5 Girth = 12-3/4"</p> <p>SF #</p>
<p><b>OUTSIDE CORNER BASE CLEAT</b></p>  <p>Bends = 3 Girth = 11"</p> <p>SF #</p>	<p><b>OUTSIDE CORNER CAP</b></p>  <p>Bends = 5 Girth = 12-3/4"</p> <p>SF #</p>
<p><b>J TRIM STARTER</b></p>  <p>Bends = 4 Girth = 6-5/8"</p> <p>SF #</p>	<p><b>J TRIM CAP</b></p>  <p>Bends = 3 Girth = 5-7/16"</p> <p>SF #</p>

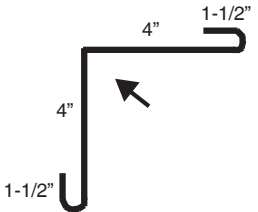
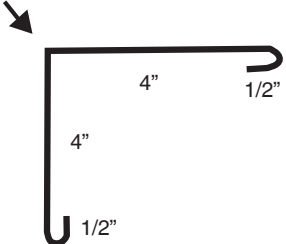
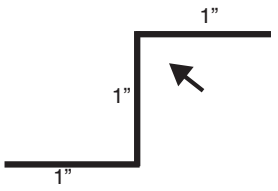
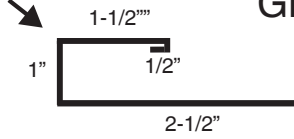
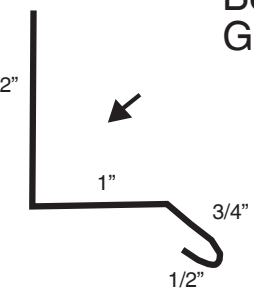
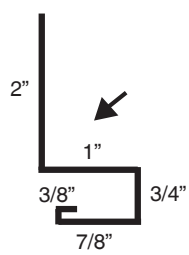
↙ - Painted Side



# Board & Batten Flashing

The following trim are designed as a guideline for use with all of our board & batten profile.  
Flashing are produced in various lengths, in any of our stock colours or gauges.

## EXPOSED FASTENER FLASHING: Board & Batten

<p><b>INSIDE CORNER</b></p>  <p>Bends = 3 Girth = 9"</p> <p>SF #</p>	<p><b>OUTSIDE CORNER</b></p>  <p>Bends = 3 Girth = 9"</p> <p>SF #</p>
<p><b>Z TRIM</b></p>  <p>Bends = 2 Girth = 3"</p> <p>SF #</p>	<p><b>J TRIM</b></p>  <p>Bends = 3 Girth = 5-1/2"</p> <p>SF #</p>
<p><b>BASE TRIM</b></p>  <p>Bends = 3 Girth = 4-1/4"</p> <p>SF #</p>	<p><b>SQUARE BASE</b></p>  <p>Bends = 4 Girth = 5"</p> <p>SF #</p>

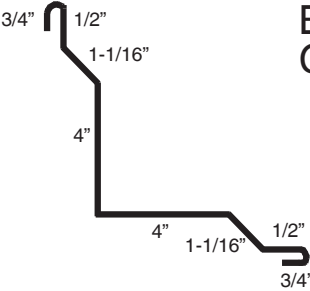
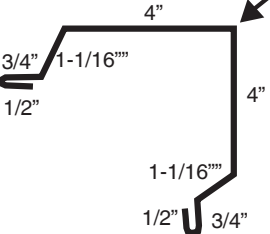
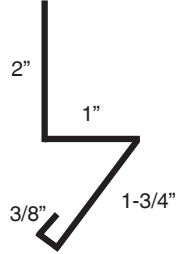
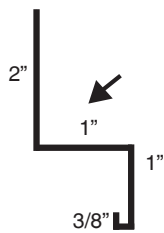
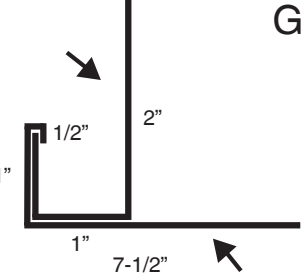
↙ - Painted Side



# Board & Batten Flashing

The following trim are designed as a guideline for use with all of our board & batten profile.  
Flashing are produced in various lengths, in any of our stock colours or gauges.

## EXPOSED FASTENER FLASHING: Board & Batten

<p><b>INSIDE CORNER</b></p>  <p>Bends = 7 Girth = 12-5/8"</p> <p>SF #</p>	<p><b>OUTSIDE CORNER</b></p>  <p>Bends = 7 Girth = 12-5/8"</p> <p>SF #</p>
<p><b>Z-BASE TRIM</b></p>  <p>Bends = 3 Girth = 5-1/8"</p> <p>SF #</p>	<p><b>Z-FLASHING</b></p>  <p>Bends = 3 Girth = 4-3/8"</p> <p>SF #</p>
<p><b>OVERHEAD DOOR TRIM (TWO PIECE)</b></p>  <p>Bends = 2+2 Girth = 13"</p> <p>SF #</p>	

↙ - Painted Side

