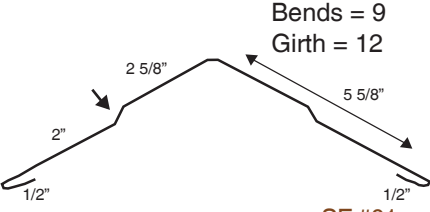
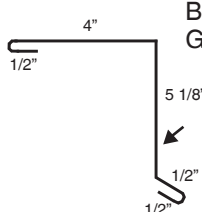
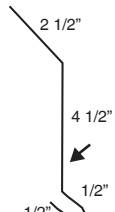
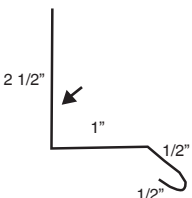
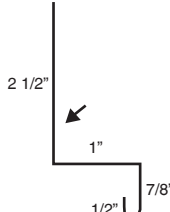
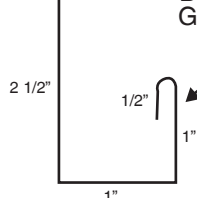
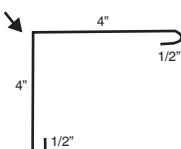
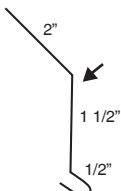
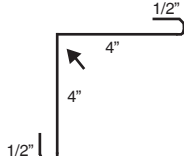
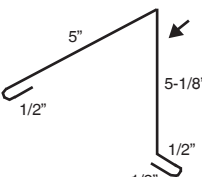


# 7/8" Corrugated Standard Flashing

The following flashing are designed as a guideline for use with our 7/8" Corrugated profiles (Rib Heights of 7/8").  
 Flashing are produced in 10' long sections, in any of our stock colours or gauges.

## STANDARD FLASHINGS: 7/8" Corrugated (7/8" Rib Height)

<p><b>RIDGE ROLL</b></p> <p>Bends = 9 Girth = 12</p>  <p>SF #01</p>	<p><b>GABLE</b></p> <p>Bends = 6 Girth = 10.625</p>  <p>SF #28</p>	<p><b>LARGE EAVE</b></p> <p>Bends = 4 Girth = 8</p>  <p>SF #03</p>
<p><b>DRIP</b></p> <p>Bends = 4 Girth = 4.5</p>  <p>SF #06</p>	<p><b>BASE</b></p> <p>Bends = 4 Girth = 4.875</p>  <p>SF #07</p>	<p><b>J-TRIM</b></p> <p>Bends = 4 Girth = 5</p>  <p>SF #37</p>
<p><b>COMMERCIAL OUTSIDE CORNER</b></p> <p>Bends = 5 Girth = 9</p>  <p>SF #23</p>	<p><b>RESIDENTIAL SMALL EAVE</b></p> <p>Bends = 4 Girth = 4.5</p>  <p>SF #17</p>	<p><b>INSIDE CORNER</b></p> <p>Bends = 5 Girth = 9</p>  <p>SF #36</p>
<p><b>SINGLE SLOPE CAP</b></p> <p>Bends = 6 Girth = 11.625</p>  <p>SF #27</p>		

↙ - Painted Side

